

o/c

KONARK SYNTHETIC LIMITED

Regd.Off.: Mittal Industrial Estate, Building No.7, Andheri-Kurla Road, Saki-Naka, Andheri (East), MUMBAI 400 059
Tel : 4089 6300 * Fax No.4089 6322 Email : info@konarkgroup.co.in

10th October,2012

To,
Manager (CRD)
BSE Limited
PhirozeJeejeebhoy Towers,
Dalal Street, Fort
Mumbai -400001.



Dear Sir,

Scrip Code: 514128

Sub: Submission of Shareholding Pattern of the company for the Quarter ended on 30thSeptember, 2012.

Pursuant to Clause 35 of the listing agreement please find enclosed herewith the Shareholding pattern of the Company for the quarter ended on 30thSeptember, 2012.

Kindly take the same on record and acknowledge the receipt of the same.

Thanking you,

Yours Faithfully,

For Konark Synthetic Limited


A handwritten signature in black ink, appearing to read 'Prakashchand Dalmia', with a horizontal line underneath.

Prakashchand Dalmia
Chairman & Managing Director

Encl.: A/a


Introductory sub-table (I)(a)

Name of the Company: KONARK SYNTHETIC LIMITED			
Scrip Code, Name of the scrip, class of security: 514128, KONARKSY, EQUITY			
Quarter ended: 30.09.2012			
Partly paid-up shares:-			
	No. of partly paid-up shares	As a % of total no. of partly paid-up shares	As a % of total no. of shares of the company
Held by promoter/promoter group	0	0.00	0.00
Held by public	0	0.00	0.00
Total - D	0	0.00	0.00
Outstanding convertible securities:-			
	No. of outstanding securities	As a % of total no. of outstanding convertible securities	As a % of total no. of shares of the company, assuming full conversion of the convertible securities
Held by promoter/promoter group	0	0.00	0.00
Held by public	0	0.00	0.00
Total - E	0	0.00	0.00
Warrants:-			
	No. of warrants	As a % of total no. of warrants	As a % of total no. of shares of the company, assuming full conversion of warrants
Held by promoter/promoter group	0	0.00	0.00
Held by public	0	0.00	0.00
Total - F	0	0.00	0.00
Total paid-up capital of the company, assuming full conversion of warrants and convertible securities	5808000 Equity Shares of Rs.10/- Each		



Statement Showing Shareholding Pattern

Category code	Category of Shareholder	Number of Shareholders	Table (D)(a)		Total shareholding as a percentage of total number of shares		Shares Pledged or otherwise encumbered	
			Total number of shares	Number of shares held in dematerialized form	As a percentage of (A+B)	As a percentage of (A+B+C)	Number of shares	As a percentage
			(iv)	(v)	(vi)	(vii)	(viii)	(ix) = (viii)/(iv)*100
(A)	Shareholding of Promoter and Promoter							
1	Indian							
(a)	Individuals/ Hindu Undivided Family	8	2658567	2658567	45.77	45.77	0	0.00
(b)	Central Government/ State Government(s)	0	0	0	0.00	0.00	0	0.00
(c)	Bodies Corporate	2	1696850	1696850	29.22	29.22	0	0.00
(d)	Financial Institutions/ Banks	0	0	0	0.00	0.00	0	0.00
(e)	Any Others (Specify)							
(e-i)	Directors	0	0	0	0.00	0.00	0	0.00
(e-ii)	Directors Relatives	0	0	0	0.00	0.00	0	0.00
	Sub Total(A)(I)	10	4355417	4355417	74.99	74.99	0	0.00
2	Foreign							
a	Individuals (Non-Residents Individuals/ Foreign Individuals)	0	0	0	0.00	0.00	0	0.00
b	Bodies Corporate	0	0	0	0.00	0.00	0	0.00
c	Institutions	0	0	0	0.00	0.00	0	0.00
d	Any Others (Specify)	0	0	0	0.00	0.00	0	0.00
	Sub Total(A)(C)	0	0	0	0.00	0.00	0	0.00
	Total Shareholding of Promoter and	10	4355417	4355417	74.99	74.99	0	0.00
(B)	Public shareholding							
1	Institutions							
(a)	Mutual Funds/ UTI	0	0	0	0.00	0.00	0	0.00
(b)	Financial Institutions/ Banks	0	0	0	0.00	0.00	0	0.00
(c)	Central Government/ State Government(s)	0	0	0	0.00	0.00	0	0.00
(d)	Venture Capital Funds	0	0	0	0.00	0.00	0	0.00
(e)	Insurance Companies	0	0	0	0.00	0.00	0	0.00
(f)	Foreign Institutional Investors	0	0	0	0.00	0.00	0	0.00
(g)	Foreign Venture Capital Investors	0	0	0	0.00	0.00	0	0.00
(h)	Any Other (specify)	0	0	0	0.00	0.00	0	0.00
	Sub-Total (B)(1)	0	0	0	0.00	0.00	0	0.00
B 2	Non-Institutions							
(a)	Bodies Corporate	45	114992	105492	1.98	1.98	0	0.00
(b)	Individuals							
I	Individuals -i. Individual shareholders holding nominal share capital up to Rs 1 lakh	2295	540183	354230	9.30	9.30	0	0.00
II	ii. Individual shareholders holding nominal share capital in excess of Rs. 1 lakh	13	709473	709473	12.22	12.22	0	0.00
(c)	Any Other (specify)							
(c-i)	N.R.1 (Repeat & Non Repeat)	9	8547	8547	0.15	0.15	0	0.00
(c-ii)	Hindu Undivided Family	30	79385	79385	1.37	1.37	0	0.00
(c-iii)	Clearing Member	1	3	3	0.00	0.00	0	0.00
	Sub-Total (B)(2)	2393	1452583	1257130	25.01	25.01	0	0.00
(B)	Total Public Shareholding (B)- (B)(1)+(B)(2)	2393	1452583	1257130	25.01	25.01	0	0.00
	TOTAL (A)+(B)	2403	5808000	5612547	100.00	100.00	0	0.00
(C)	Shares held by Custodians and against which Depository Receipts have been Issued							
1	Promoter and Promoter Group	0	0	0	0.00	0.00	0	0.00
2	Public	0	0	0	0.00	0.00	0	0.00
	Sub-Total (C)	0	0	0	0.00	0.00	0	0.00
	GRAND TOTAL (A)+(B)+(C)	2403	5808000	5612547	100.00	100.00	0	0.00



(1)(b) Statement showing holding of securities (including shares, warrants, convertible securities) of persons belonging to the category "Promoter and Promoter Group"

Sr. No.	Name of the shareholder	Details of Shares held		Encumbered shares (*)		Details of warrants		Details of convertible securities		Total shares (including underlying shares assuming full conversion of warrants and convertible securities) as a % of diluted share capital
		Number of shares held	As a % of grand total (A)+(B)+(C)	No.	As a percentage	Number of warrants held	As a % total number of warrants of the same class	Number of convertible securities held	As a % total number of convertible securities of the same class	
		(III)	(IV)	(V)	(VI) = (V)/(III)*100	(VII)	(IX)	(X)	(XI)	(XII)
1	Mrs. Rakadevi Dalmia Jr. with Mr. Prakash Chand Dalmia (HUF)	1234128	21.25	0	0.00	0	0.00	0	0.00	21.25
2	Kayo Investment & Finance Pvt. Ltd.	856850	14.75	0	0.00	0	0.00	0	0.00	14.75
3	Mrs. Rakadevi Dalmia	873963	15.05	0	0.00	0	0.00	0	0.00	15.05
4	Filmore Trading & Investment Private Limited	840000	14.46	0	0.00	0	0.00	0	0.00	14.46
5	Mr. Prakash Chand Dalmia (HUF)	336600	5.80	0	0.00	0	0.00	0	0.00	5.80
6	Mr. Amitabh Kejriwal	68200	1.17	0	0.00	0	0.00	0	0.00	1.17
7	Ms. Smrita Kejriwal	60900	1.05	0	0.00	0	0.00	0	0.00	1.05
8	Mr. Prakash Chand Dalmia	57501	0.99	0	0.00	0	0.00	0	0.00	0.99
9	Mr. Shomit Prakash Dalmia	26475	0.46	0	0.00	0	0.00	0	0.00	0.46
10	Ms. Shikha Dalmia	800	0.01	0	0.00	0	0.00	0	0.00	0.01
	TOTAL	4355417	74.99	0	0.00	0	0.00	0	0.00	74.99




(D)(c)(i) Statement showing holding of securities (including shares, warrants, convertible securities) of persons belonging to the category "Public" and holding more than 1% of the total number of shares

Sr. No.	Name of the shareholder	Number of shares held	Shares as a percentage of total number of shares {i.e., Grand Total (A)+(B)+(C) indicated in Statement at para (I)(a) above}	Details of warrants		Details of convertible securities		Total shares (including underlying shares assuming full conversion of warrants and convertible securities) as a % of diluted share capital
				Number of warrants held	As a % of total number of warrants of the same class	Number of convertible securities held	% w.r.t total number of convertible securities of the same class	
1	HARSH SUBHASH VAID	245000	4.22	0	0.00	0	0.00	4.22
2	SPANCO RESPONDEZ SERVICES LIMITED	80000	1.37	0	0.00	0	0.00	1.37
3	SHREKANT KHAITAN	77000	1.33	0	0.00	0	0.00	1.33
	TOTAL	402000	6.92	0	0	0	0	6.92




(I)(c)(ii) Statement showing holding of securities (including shares, warrants, convertible securities) of persons (together with PAC) belonging to the category "Public" and holding more than 5% of the total number of shares of the company

Sr. No.	Name(s) of the shareholder(s) and the Persons Acting in Concert (PAC) with them	Number of shares	Shares as a percentage of total number of shares {i.e., Grand Total (A)+(B)+(C) indicated in Statement at para (I)(a) above}	Details of warrants		Details of convertible securities		Total shares (including underlying shares assuming full conversion of warrants and convertible securities) as a % of diluted share capital
				Number of warrants	As a % total number of warrants of the same class	Number of convertible securities held	% w.r.t total number of convertible securities of the same class	
1	Nil	0	0.00	0	0.00	0	0.00	0.00
TOTAL		0	0.00	0	0.00	0	0.00	0.00




(I)(d) Statement showing details of locked-in shares

Sr. No.	Name of the shareholder	Number of locked-in shares	Locked-in shares as a percentage of total number of shares {i.e., Grand Total (A)+(B)+(C) indicated in Statement at para (I)(a) above}
1	Mrs. Rakadevi Dalmia Jt. with Mr. Prakash Chand Dalmia (HUF)	885000	15.24
TOTAL		885000	15.24



(II)(a) Statement showing details of Depository Receipts (DRs)

Sr. No.	Type of outstanding DR (ADRs, GDRs, SDRs, etc.)	Number of outstanding DRs	Number of shares underlying outstanding DRs	Shares underlying outstanding DRs as a percentage of total number of shares {i.e., Grand Total (A)+(B)+(C) indicated in Statement at para (I)(a) above}
1	Nil	0	0	0.00
TOTAL		0	0	0.00



(II)(b) Statement showing holding of Depository Receipts (DRs), where underlying shares held by "promoter/promoter group" are in excess of 1% of the total number of shares

Sr. No.	Name of the DR Holder	Type of outstanding DR (ADRs, GDRs, SDRs, etc.)	Number of shares underlying outstanding DRs	Shares underlying outstanding DRs as a percentage of total number of shares (i.e., Grand Total (A)+(B)+(C) indicated in Statement at para (I)(a) above}
1	Nil	Nil	0	0.00
TOTAL				0.00

(III)(a) Statement showing the voting pattern of shareholder, if more than one class of shares/ securities is issued by the issuer:

N.A.				

