

KONARK SYNTHETIC LIMITED

Regd.Off.: Mittal Industrial Estate, Building No.7, Andheri-Kurla Road, Saki-Naka, Andheri (East), MUMBAI 400 059
Tel : 4089 6300 * Fax No.4089 6322 Email : info@konarkgroup.co.in

17th January, 2013

To
Manager (CRD)
BSE Limited
Phiroze Jeejeebhoy Towers
Dalal Street, Fort
Mumbai- 400001.

Dear Sir,

Ref: Scrip Code: 514128.

Sub: Shareholding Pattern for the quarter ended on 31st December, 2012


Pursuant to Clause 35 of the Listing Agreement, please find enclosed herewith Shareholding Pattern of the Company for the quarter ended on 31st December, 2012.

Kindly take the same on record and acknowledge receipt.

Thanking you,

Yours faithfully,

For Konark Synthetic Limited



Anand Krishan Singhal
Compliance Officer

Encl.: A/a



Name of the Company: KONARK SYNTHETIC LIMITED			
Scrip Code, Name of the scrip, class of security: 514128, KONARKSY, EQUITY			
Quarter ended: 31.12.2012			
Partly paid-up shares:-	No. of partly paid-up shares	As a % of total no. of partly paid-up shares	As a % of total no. of shares of the company
Held by promoter/promoter group	0	0.00	0.00
Held by public	0	0.00	0.00
Total - D	0	0.00	0.00
Outstanding convertible securities: No. of outstanding securities	No. of outstanding securities	As a % of total no. of outstanding convertible securities	As a % of total no. of shares of the company, assuming full conversion of the convertible securities
Held by promoter/promoter group	0	0.00	0.00
Held by public	0	0.00	0.00
Total - E	0	0.00	0.00
Warrants:-	No. of warrants	As a % of total no. of warrants	As a % of total no. of shares of the company, assuming full conversion of warrants
Held by promoter/promoter group	0	0.00	0.00
Held by public	0	0.00	0.00
Total - F	0	0.00	0.00
Total paid-up capital of the company, assuming full conversion of warrants and convertible securities	5808000 Equity Shares of Rs.10/- Each		



Statement Showing Shareholding Pattern

Category code	Category of Shareholder	Number of Shareholders	Table (I)(a)		Total shareholding as a percentage of total number of shares		Shares Pledged or otherwise encumbered	
			Total number of shares	Number of shares held in dematerialized form	As a percentage of (A+B) ¹	As a percentage of (A+B+C)	Number of shares	As a percentage
			(IV)	(V)	(VI)	(VII)	(VIII)	(IX) = (VIII)/(IV)*100
(A)	Shareholding of Promoter and							
1	Indian							
(a)	Individuals/ Hindu Undivided Family	0	0	0	0.00	0.00	0	0.00
(b)	Central Government/ State Government(s)	0	0	0	0.00	0.00	0	0.00
(c)	Bodies Corporate	2	1696850	1696850	29.22	29.22	0	0.00
(d)	Financial Institutions/ Banks	0	0	0	0.00	0.00	0	0.00
(e)	Any Others(Specify)							
(e-i)	Directors	2	125701	125701	2.16	2.16	0	0.00
(e-ii)	Directors Relatives	5	2532866	2532866	43.61	43.61	0	0.00
	Sub Total(A)(1)	9	4355417	4355417	74.99	74.99	0	0.00
2	Foreign							
a	Individuals (Non-Residents Individuals/ Foreign Individuals)	0	0	0	0.00	0.00	0	0.00
b	Bodies Corporate	0	0	0	0.00	0.00	0	0.00
c	Institutions	0	0	0	0.00	0.00	0	0.00
d	Any Others(Specify)	0	0	0	0.00	0.00	0	0.00
	Sub Total(A)(2)	0	0	0	0.00	0.00	0	0.00
	Total Shareholding of Promoter and	9	4355417	4355417	74.99	74.99	0	0.00
(B)	Public shareholding							
1	Institutions							
(a)	Mutual Funds/ UTI	0	0	0	0.00	0.00	0	0.00
(b)	Financial Institutions/ Banks	0	0	0	0.00	0.00	0	0.00
(c)	Central Government/ State Government(s)	0	0	0	0.00	0.00	0	0.00
(d)	Venture Capital Funds	0	0	0	0.00	0.00	0	0.00
(e)	Insurance Companies	0	0	0	0.00	0.00	0	0.00
(f)	Foreign Institutional Investors	0	0	0	0.00	0.00	0	0.00
(g)	Foreign Venture Capital Investors	0	0	0	0.00	0.00	0	0.00
(h)	Any Other (specify)	0	0	0	0.00	0.00	0	0.00
	Sub-Total (B)(1)	0	0	0	0.00	0.00	0	0.00
B 2	Non-institutions							
(a)	Bodies Corporate	48	116296	116296	2.00	2.00	0	0.00
(b)	Individuals							
I	Individuals -i. Individual shareholders holding nominal share capital up to Rs 1 lakh	2248	537813	537813	9.26	9.26	0	0.00
II	ii. Individual shareholders holding nominal share capital in excess of Rs. 1 lakh.	13	709473	709473	12.22	12.22	0	0.00
(c)	Any Other (specify)							
(c-i)	N.R.I (Repeat & Non Repat)	8	9546	9546	0.16	0.16	0	0.00
(c-ii)	Hindu Undivided Family	30	79312	79312	1.37	1.37	0	0.00
(c-iii)	Clearing Member	2	143	143	0.00	0.00	0	0.00
	Sub-Total (B)(2)	2349	1452583	1452583	25.01	25.01	0	0.00
(B)	Total Public Shareholding (B)= (B)(1)+(B)(2)	2349	1452583	1452583	25.01	25.01	0	0.00
	TOTAL (A)+(B)	2358	5808000	5808000	100.00	100.00	0	0.00
(C)	Shares held by Custodians and against which Depository Receipts have been issued							
1	Promoter and Promoter Group	0	0	0		0.00	0	0.00
2	Public	0	0	0		0.00	0	0.00
	Sub-Total (C)	0	0	0		0.00	0	0.00
	GRAND TOTAL (A)+(B)+(C)	2358	5808000	5808000		100.00	0	0.00



(D)(b) Statement showing holding of securities (including shares, warrants, convertible securities) of persons belonging to the category "Promoter and Promoter Group"

Sr. No.	Name of the shareholder	Details of Shares held			Encumbered shares (*)		Details of warrants			Details of convertible securities		Total Shares (including underlying shares assuming full conversion of warrants and convertible securities) as a % of diluted share capital
		Number of shares held	As a % of grand total (A)+(B)+(C)	No.	As a percentage (V)=(V/III)*100	As a % of grand total (A)+(B)+(C) of sub-clause (D)(a)	Number of warrants held	As a % total number of warrants of the same class	Number of convertible securities held	As a % total number of convertible securities of the same class		
1	Mrs. Rakadevi Dalmia Jc. with Mr. Prakash Chand Dalmia (HUF)	(iii) 1234128	(iv) 21.25	(v) 0	(vi) 0.00	(vii) 0.00	(viii) 0	(ix) 0.00	(x) 0.00	(xi) 0	(xii) 21.25	
2	Keyo Investment & Finance Pvt. Ltd.	856850	14.75	0	0.00	0.00	0	0.00	0.00	0	14.75	
3	Mrs. Rakadevi Dalmia	873963	15.05	0	0.00	0.00	0	0.00	0.00	0	15.05	
4	Filmore Trading & Investment Private Limited	840000	14.46	0	0.00	0.00	0	0.00	0.00	0	14.46	
5	Mr. Prakash Chand Dalmia (HUF)	336600	5.80	0	0.00	0.00	0	0.00	0.00	0	5.80	
6	Mr. Amitabh Kejriwal	68200	1.17	0	0.00	0.00	0	0.00	0.00	0	1.17	
7	Ms. Smrita Kejriwal	60900	1.05	0	0.00	0.00	0	0.00	0.00	0	1.05	
8	Mr. Prakash Chand Dalmia	57501	0.99	0	0.00	0.00	0	0.00	0.00	0	0.99	
9	Mr. Shoumit Prakash Dalmia	26475	0.46	0	0.00	0.00	0	0.00	0.00	0	0.46	
10	Ms. Shikha Dalmia	800	0.01	0	0.00	0.00	0	0.00	0.00	0	0.01	
TOTAL		4355417	74.99	0	0.00	0.00	0	0.00	0.00	0	74.99	



[Handwritten Signature]


(I)(c)(i) Statement showing holding of securities (including shares, warrants, convertible securities) of persons belonging to the category "Public" and holding more than 1% of the total number of shares

Sr. No.	Name of the shareholder	Number of shares held	Shares as a percentage of total number of shares {i.e., Grand Total (A)+(B)+(C) indicated in Statement at para (I)(a) above}	Details of warrants		Details of convertible securities		Total shares (including underlying shares assuming full conversion of warrants and convertible securities) as a % of diluted share capital
				Number of warrants held	As a % total number of warrants of the same class	Number of convertible securities held	% w.r.t total number of convertible securities of the same class	
1	HARSH SUBHASH VAID	245000	4.22	0	0.00	0	0.00	4.22
2	SPANCO RESPONDEZ SERVICES LIMITED	80000	1.37	0	0.00	0	0.00	1.37
3	SHREEKANT KHAITAN	77000	1.33	0	0.00	0	0.00	1.33
TOTAL		402000	6.92	0	0	0	0	6.92




(f)(c)(ii) Statement showing holding of securities (including shares, warrants, convertible securities) of persons (together with PAC) belonging to the category "Public" and holding more than 5% of the total number of shares of the company

Sr. No.	Name(s) of the shareholder(s) and the Persons Acting in Concert (PAC) with them	Number of shares	Shares as a percentage of total number of shares {i.e., Grand Total (A)+(B)+(C) indicated in Statement at para (I)(a) above}	Details of warrants		Details of convertible securities		Total shares (including underlying shares assuming full conversion of warrants and convertible securities) as a % of diluted share capital
				Number of warrants	As a % total number of warrants of the same class	Number of convertible securities held	% w.r.t total number of convertible securities of the same class	
1	Nil	0	0.00	0	0.00	0	0.00	0.00
TOTAL		0	0.00	0	0.00	0	0.00	0.00



(E)(d) Statement showing details of locked-in shares

Sr. No.	Name of the shareholder	Number of locked-in shares	Locked-in shares as a percentage of total number of shares {i.e., Grand Total (A)+(B)+(C) indicated in Statement at para (I)(a) above}
1			
TOTAL		0	0.00



(II)(a) Statement showing details of Depository Receipts (DRs)

Sr. No.	Type of outstanding DR (ADRs, GDRs, SDRs, etc.)	Number of outstanding DRs	Number of shares underlying outstanding DRs	Shares underlying outstanding DRs as a percentage of total number of shares {i.e., Grand Total (A)+(B)+(C) indicated in Statement at para (I)(a) above}
1	Nil	0	0	0.00
TOTAL		0	0	0.00



(II)(b) Statement showing holding of Depository Receipts (DRs), where underlying shares held by "promoter/promoter group" are in excess of 1% of the total number of shares

Sr. No.	Name of the DR Holder	Type of outstanding DR (ADRs, GDRs, SDRs, etc.)	Number of shares underlying outstanding DRs	Shares underlying outstanding DRs as a percentage of total number of shares i.e., Grand Total (A)+(B)+(C) indicated in Statement at para (I)(a) above
1	Nil	Nil	0	0.00
TOTAL				0.00
(II)(a)	Statement showing the voting pattern of shareholder, if more than one class of shares/ securities is issued by the issuer:			
	N.A.			



[Handwritten signature]