

KONARK SYNTHETIC LIMITED

Regd. Off.: Mittal Industrial Estate, Building No.7, Andheri-Kurla Road, Saki-Naka, Andheri (E), Mumbai 400 059
Tel: 4089 6300 * Fax No.4089 6322 Web.: www.konarkgroup.co.in Email : info@konarkgroup.co.in

CIN: L17200MH1984PLC033451

16th October, 2015

To,
The Manager (CRD)
BSE Limited
1st Floor, Phiroze Jeejeebhoy Towers,
Dalal Street, Mumbai - 400 023

Dear Sir,

Scrip Code: 514128

Subject: Submission of shareholding pattern under Clause 35 of the Listing Agreement for the quarter ended 30th September, 2015


Pursuant to the provisions of Clause 35 of the Listing Agreement, please find enclosed herewith shareholding pattern of the Company for the quarter ended on 30th September, 2015. We have also done XBRL filing of shareholding pattern in XML format on listing center, compliance portal of BSE as per the new listing requirement.

Kindly take the above on your record and acknowledge the receipt of the same.

Thanking you,

Yours faithfully,

- For Konark Synthetic Limited





Mehnuddin Khan
Company Secretary and Compliance Officer
Membership No.: A40156

Encl: A/a

Statement Showing Shareholding Pattern
Introductory sub-table (I)(a)

Name of the Company: KONARK SYNTHETIC LIMITED			
Scrip Code, Name of the scrip, class of security: 514128, KONARKSY, EQUITY			
Quarter ended: 30th September, 2015			
Partly paid-up shares:-			
	No. of partly paid-up shares	As a % of total no. of partly paid-up shares	As a % of total no. of shares of the company
Held by promoter/promoter group	0	0.00	0.00
Held by public	0	0.00	
Total - D	0	0.00	0.00
Outstanding convertible securities:-			
	No. of outstanding securities	As a % of total no. of outstanding convertible securities	As a % of total no. of shares of the company, assuming full conversion of the convertible securities
Held by promoter/promoter group	0	0.00	0.00
Held by public	0	0.00	0.00
Total - E	0	0.00	0.00
Warrants:-			
	No. of warrants	As a % of total no. of warrants	As a % of total no. of shares of the company, assuming full conversion of warrants
Held by promoter/promoter group	0	0.00	0.00
Held by public	0	0.00	0.00
Total - F	0	0.00	0.00
Total paid-up capital of the company, assuming full conversion of warrants and convertible securities	58,08,000 Equity Shares of Rs.10/- Each		

For KONARK SYNTHETIC LIMITED

 Director / Authorised Signatory



Statement Showing Shareholding Pattern

Category code	Category of Shareholder	Number of Shareholders	Table (I)(a)		Total shareholding as a percentage of total number of shares		Shares Pledged or otherwise encumbered	
			Total number of shares	Number of shares held in dematerialized form	As a percentage of (A+B) ¹	As a percentage of (A+B+C)	Number of shares	As a percentage
(I)	(II)	(III)	(IV)	(V)	(VI)	(VII)	(VIII)	(III)/(I)
(A)	Shareholding of Promoter and Promoter Group²							
1	Indian							
(a)	Individuals/ Hindu Undivided Family	0	0	0	0.00	0.00	0	0.00
(b)	Central Government/ State Government(s)	0	0	0	0.00	0.00	0	0.00
(c)	Bodies Corporate	2	1696850	1696850	29.22	29.22	0	0.00
(d)	Financial Institutions/ Banks	0	0	0	0.00	0.00	0	0.00
(e)	Any Others(Specify)							
(e-i)	Directors	2	125701	125701	2.16	2.16	0	0.00
(e-ii)	Directors Relatives	6	2532866	2532866	43.61	43.61	0	0.00
	Sub Total(A)(1)	10	4355417	4355417	74.99	74.99	0	0.00
2	Foreign							
a	Individuals (Non-Residents Individuals/ Foreign Individuals)	0	0	0	0.00	0.00	0	0.00
b	Bodies Corporate	0	0	0	0.00	0.00	0	0.00
c	Institutions	0	0	0	0.00	0.00	0	0.00
d	Qualified Foreign Investor							
e	Any Others(Specify)	0	0	0	0.00	0.00	0	0.00
	Sub Total(A)(2)	0	0	0	0.00	0.00	0	0.00
	Total Shareholding of Promoter and Promoter Group (A)= (A)(1)+(A)(2)	10	4355417	4355417	74.99	74.99	0	0.00
(B)	Public shareholding							
1	Institutions							
(a)	Mutual Funds/ UTI	0	0	0	0.00	0.00	0	0.00
(b)	Financial Institutions / Banks	0	0	0	0.00	0.00	0	0.00
(c)	Central Government/ State Government(s)	0	0	0	0.00	0.00	0	0.00
(d)	Venture Capital Funds	0	0	0	0.00	0.00	0	0.00
(e)	Insurance Companies	0	0	0	0.00	0.00	0	0.00
(f)	Foreign Institutional Investors	0	0	0	0.00	0.00	0	0.00
(g)	Foreign Venture Capital Investors	0	0	0	0.00	0.00	0	0.00
(h)	Qualified Foreign Investor	0	0	0	0.00	0.00	0	0.00
(i)	Any Other (specify)	0	0	0	0.00	0.00	0	0.00
	Sub-Total (B)(1)	0	0	0	0.00	0.00	0	0.00
B 2	Non-institutions							
(a)	Bodies Corporate	44	111242	101842	1.92	1.92	0	0.00
(b)	Individuals							
I	Individual shareholders holding nominal share capital up to Rs 1 lakh	2166	537874	358121	9.26	9.26	0	0.00
II	ii. Individual shareholders holding nominal share capital in excess of Rs. 1 lakh.	14	723473	723473	12.46	12.46	0	0.00
(c)	Qualified Foreign Investor	0	0	0	0.00	0.00	0	0.00
(d)	Any Other (specify)							
(d-i)	N.R.I (Repeat & Non Repeat)	6	14851	14851	0.26	0.26	0	0.00
(d-ii)	Foreign Corporate Bodies	0	0	0	0.00	0.00	0	0.00
(d-iii)	Trust	0	0	0	0.00	0.00	0	0.00
(d-iv)	Hindu Undivided Family	31	64983	64983	1.12	1.12	0	0.00
(d-v)	Employee	0	0	0	0.00	0.00	0	0.00
(d-vi)	Clearing Members	1	160	160	0.00	0.00	0	0.00
	Sub-Total (B)(2)	2262	1452583	1263430	25.01	25.01	0	0.00
(B)	Total Public Shareholding (B)= (B)(1)+(B)(2)	2262	1452583	1263430	25.01	25.01	0	0.00
	TOTAL (A)+(B)	2272	5808000	5618847	100.00	100.00	0	0.00
(C)	Shares held by Custodians and against which Depository Receipts have been issued							
1	Promoter and Promoter Group	0	0	0	0.00	0.00	0	0.00
2	Public	0	0	0	0.00	0.00	0	0.00
	Sub-Total (C)	0	0	0	0.00	0.00	0	0.00
	GRAND TOTAL (A)+(B)+(C)	2272	5808000	5618847	100.00	100.00	0	0.00

For KONARK SYNTHETIC LIMITED



Director / Authorised Signatory

(1)(b) Statement showing holding of securities (including shares, warrants, convertible securities) of persons belonging to the category "Promoter and Promoter Group"

Sr. No.	Name of the shareholder	Details of Shares held		Encumbered shares (*)		Details of warrants		Details of convertible securities		Total shares (including underlying shares assuming full conversion of warrants and convertible securities) as a % of diluted share capital
		Number of shares held	As a % of grand total (A)+(B)+(C)	No.	As a percentage	Number of warrants held	As a % total number of warrants of the same class	Number of convertible securities held	As a % total number of convertible securities of the same class	
		(III)	(IV)	(V)	(VI)=(V)/(III)*100	(VIII)	(IX)	(X)	(XI)	(XII)
1	Mrs. Rakadevi Dalmia Jt. with Mr. Prakash Chand Dalmia (HUF)	1234128	21.25	0	0.00	0	0.00	0	0.00	21.25
2	Kayo Investment & Finance Pvt. Ltd.	856850	14.75	0	0.00	0	0.00	0	0.00	14.75
3	Mrs. Rakadevi Dalmia	873963	15.05	0	0.00	0	0.00	0	0.00	15.05
4	Filmore Trading & Investment Private Limited	840000	14.46	0	0.00	0	0.00	0	0.00	14.46
5	Mr. Prakash Chand Dalmia (HUF)	336600	5.80	0	0.00	0	0.00	0	0.00	5.80
6	Mr. Amitabh Kejriwal	68200	1.17	0	0.00	0	0.00	0	0.00	1.17
7	Ms. Smita Kejriwal	60900	1.05	0	0.00	0	0.00	0	0.00	1.05
8	Mr. Prakash Chand Dalmia	57501	0.99	0	0.00	0	0.00	0	0.00	0.99
9	Mr. Shonit Prakash Dalmia	26475	0.46	0	0.00	0	0.00	0	0.00	0.46
10	Ms. Shikha Dalmia	800	0.01	0	0.00	0	0.00	0	0.00	0.01
	TOTAL	4355417	74.99	0	0.00	0	0.00	0	0.00	74.99



For KONARK SYNTHETIC LIMITED

Robindraj

Director / Authorised Signatory

(D)(c)(i) Statement showing holding of securities (including shares, warrants, convertible securities) of persons belonging to the category "Public" and holding more than 1% of the total number of shares

Sr. No.	Name of the shareholder	Number of shares held	Shares as a percentage of total number of shares {i.e., Grand Total (A)+(B)+(C) indicated in Statement at para (D)(a) above}	Details of warrants		Details of convertible securities		Total shares (including underlying shares assuming full conversion of warrants and convertible securities) as a % of diluted share capital
				Number of warrants held	As a % total number of warrants of the same class	Number of convertible securities held	% w.r.t total number of convertible securities of the same class	
1	HARSH SUBHASH VAID	245000	4.22	0	0.00	0	0.00	4.22
2	SPANCO RESPONDEZ SERVICES LIMITED	80000	1.38	0	0.00	0	0.00	1.38
3	SHREEKANT KHAITAN	77000	1.33	0	0.00	0	0.00	1.33
	TOTAL	402000	6.92	0	0	0	0	6.92

For KONARK SYNTHETIC LIMITED

Admidnap

Director / Authorised Signatory



(D)(c)(ii) Statement showing holding of securities (including shares, warrants, convertible securities) of persons (together with PAC) belonging to the category "Public" and holding more than 5% of the total number of shares of the company

Sr. No.	Name(s) of the shareholder(s) and the Persons Acting in Concert (PAC) with them	Number of shares	Shares as a percentage of total number of shares {i.e., Grand Total (A)+(B)+(C) indicated in Statement at para (I)(a)}	Details of warrants		Details of convertible		Total shares (including underlying shares assuming full conversion of warrants and convertible
				Number of warrants	As a % total number of warrants of the same class	Number of convertible securities held	% w.r.t total number of convertible securities of the same class	
1	Nil	0	0.00	0	0.00	0	0.00	0.00
TOTAL		0	0	0	0	0	0	0



For KONARK SYNTHETIC LIMITED

hobindray

Director / Authorised Signator

(D)(d) Statement showing details of locked-in shares

Sr. No.	Name of the shareholder	Number of locked-in shares	Locked-in shares as a percentage of total number of shares {i.e., Grand Total (A)+(B)+(C) indicated in Statement at para (I)(a) above}
1	Nil	0	0.00
TOTAL			0.00

For KONARK SYNTHETIC LIMITED

holmidney

Director / Authorised Signatory



(II)(a) Statement showing details of Depository Receipts (DRs)

Sr. No.	Type of outstanding DR (ADRs, GDRs, SDRs, etc.)	Number of outstanding DRs	Number of shares underlying outstanding DRs	Shares underlying outstanding DRs as a percentage of total number of shares {i.e., Grand Total (A)+(B)+(C) indicated in Statement at para (I)(a) above}
1	Nil	Nil	Nil	Nil
TOTAL		0	0	0.00



For KONARK SYNTHETIC LIMITED -

Asimdaee

Director / Authorised Signatory

(II)(b) Statement showing holding of Depository Receipts (DRs), where underlying shares held by "promoter/promoter group" are in excess of 1% of the total number of shares

Sr. No.	Name of the DR Holder	Type of outstanding DR (ADRs, GDRs, SDRs, etc.)	Number of shares underlying outstanding DRs	Shares underlying outstanding DRs as a percentage of total number of shares {i.e., Grand Total (A)+(B)+(C) indicated in Statement at para (D)(a) above}
1	NIL			
			0	0.00
TOTAL				

